



The Company has large scale production and high technological content. It has advanced equipment, including energy-saving and environment-friendly casting furnace lines,

extruder lines, anodic oxidation coloring lines, powder coating lines and mechanical polishing lines, etc., forming solid foundation for high-efficiency high-quality production.

ROYAL Group's business covers the production and sales of aluminium window & door , aluminium profiles, accessories, glass and other building materials. Headquartered in Shanghai, Foshan Branch is responsible for the import bussiness and the export business of the Group's products.



Production equipment 生产设备



Oxidation workshop
氧化车间



Polishing machine
抛光机



Raw material warehouse
原材料仓库



Melting workshop
熔铸车间



Extrusion workshop
挤压车间



Melting workshop
熔铸车间

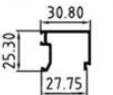
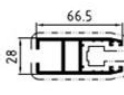
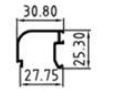
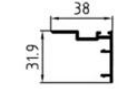
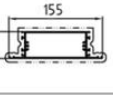
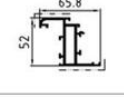

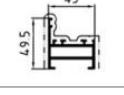

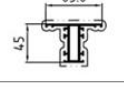
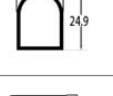
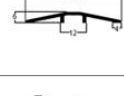

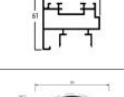

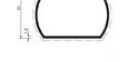
PRODUCT CATALOG 产品目录

铝型材 Aluminum profile	06-14
门窗系列 Door and window series	15-18
拉手 Handle	19-20
锁类 The lock classes	21-22
合页 Hinge	23-24
滑轮 Pulley	25-26
角码 Corner	27-28
毛条, 胶条 Wool top, Rubber strip	29
铆钉枪、螺丝、铆钉、滑撑 Rivet gun, Screw, Rivet, Friction Stay Arm	30
闭门器 Door closer	31
玻璃 Glass	32
纱窗配件 Mosquito window fittings	33
板材色板 MDF Decoration plate	34




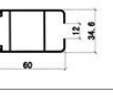
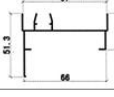
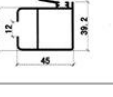
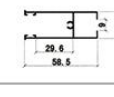
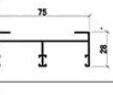
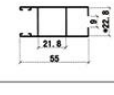
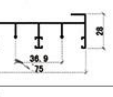
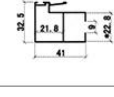
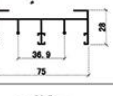
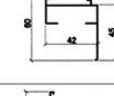
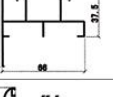
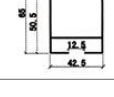
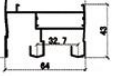
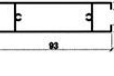
International Profile Drawing

Ethiopia

Aluminum Profile	型材代号 壁厚 (T mm) 理论重量 (kg/m)	截面	型材代号 壁厚 (T mm) 理论重量 (kg/m)	截面
	GKET0004A T=1.0 0.252kg/m		GKET0013C T=2.0 1.124kg/m	
GKET0004B T=1.0 0.20kg/m		GKET0014 T=1.4 0.335kg/m		
GKET0007H T=2.0 2.225kg/m		GKET0069 T=2.0 1.165kg/m		
GKET0008E T=2.0 2.466kg/m		GKET0070 T=2.0 0.981kg/m		
GKET0012B T=2.0 1.392kg/m		GKET0071 T=2.0 1.086kg/m		
SK0792TS T=2.0 0.31kg/m		4408 T=2.0 1.392kg/m		
F4545 T=2.0 1.392kg/m		4403 T=2.0 1.392kg/m		
VZ0706 T=1.0 0.76kg/m		VZ1255 T=1.0 1.03kg/m		

International Profile Drawing

Sierra Leone

Aluminum Profile	型材代号 壁厚 (T mm) 理论重量 (kg/m)	截面	型材代号 壁厚 (T mm) 理论重量 (kg/m)	截面
	60125 ...	T=1.0 0.136kg/m		60153 边封 T=0.9 0.46 kg/m
60126 光企 T=1.3 0.765kg/m		60153A 边封 T=0.9 0.46 kg/m		
60127 勾企 T=1.3 0.699kg/m		60154 上下方 T=0.8 0.388 kg/m		
60131 上滑 T=1.0 0.623kg/m		60156 光企 T=0.8 0.398 kg/m		
60132 下滑 T=1.0 0.671kg/m		60157 勾企 T=0.8 0.389 kg/m		
60132A 下滑 T=1.0 0.701 kg/m		60133 ...		
60152 上下滑 T=1.0 0.691 kg/m		60134 ...		
60143 窗框 T=1.0 0.924 kg/m		60135 中方 T=0.9 0.682kg/m		

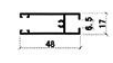

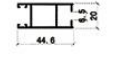
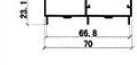












International Profile Drawing
Ghana

Aluminum Profile	NO. TZ0011 NAME THICKNESS (mm) 1.3 DENSITY (kg/m) 0.74		NO. TZ0051 NAME THICKNESS (mm) 1.25 DENSITY (kg/m) 1.196	
	NO. TZ0012 NAME THICKNESS (mm) 1.0 DENSITY (kg/m) 0.585		NO. TZ0052 NAME THICKNESS (mm) 1.15 DENSITY (kg/m) 0.472	
	NO. TZ0013 NAME THICKNESS (mm) 1.1 DENSITY (kg/m) 0.527		NO. TZ0053 NAME THICKNESS (mm) 1.15 DENSITY (kg/m) 0.576	
	NO. TZ0046 NAME THICKNESS (mm) 1.6 DENSITY (kg/m) 1.203		NO. TZ0054 NAME THICKNESS (mm) 1.15 DENSITY (kg/m) 0.458	
	NO. TZ0050 NAME THICKNESS (mm) 1.25 DENSITY (kg/m) 0.813		NO. TZ0055 NAME THICKNESS (mm) 1.15 DENSITY (kg/m) 0.745	

International Profile Drawing
Ghana


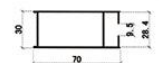

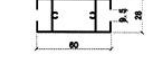







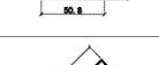




Aluminum Profile	型材代号 壁厚 (T mm) 理论重量 (kg/m) 70122 柜台料 T=1.0 0.253kg/m	截面 	型材代号 壁厚 (T mm) 理论重量 (kg/m) JN024 中横 T=0.8 0.236kg/m	截面
	70123 柜台料 T=0.8 0.34kg/m		JN025 外框 T=1.1 0.602kg/m	
	JN018 边框 T=1.0 0.632kg/m		JN026 边框 T=1.3 0.902kg/m	
	JN019 边框 T=1.0 0.714kg/m		JN027 窗扇 T=1.3 1.054kg/m	
	JN020 扇料 T=0.9 0.534kg/m		JN028 中框 T=1.2 0.981kg/m	
	JN021 扇料 T=1.0 0.556kg/m		JN029 中框 T=1.0 0.682kg/m	
	JN022 勾起盖板 T=0.8 0.226kg/m		JN030 转换框 T=1.1 0.618kg/m	
	JN023 光企 T=0.85 0.375kg/m		JN031 边框 T=1.6 1.71kg/m	

International Profile Drawing
Chile / Bolivia / Argentina

型材代号 壁厚 (T mm) 理论重量 (kg/m)	截面	型材代号 壁厚 (T mm) 理论重量 (kg/m)	截面
B2005 下方 T=1.3 0.482kg/m		B2503 边封 T=1.3 0.563kg/m	
B2006 光企 T=1.3 0.507kg/m		B2503N 边封 T=1.1 0.494kg/m	
B2007 勾企 T=1.3 0.448kg/m		B2504 上方 T=1.3 0.478kg/m	
B2008 中方 T=1.1 0.318kg/m		B2505 下方 T=1.3 0.628kg/m	
B2016 ... T=1.6 0.778kg/m		B2506 光企 T=1.3 0.597kg/m	
B2021 ... T=1.1 0.23kg/m		B2506N 光企 T=1.1 0.452kg/m	
B2501 上滑 T=1.3 0.724kg/m		B2507 勾企 T=1.3 0.452kg/m	
B2502 下滑 T=1.3 0.683kg/m		B2508 中方 T=1.1 0.405kg/m	

Aluminum
Profile



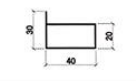







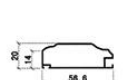

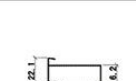

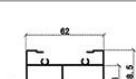
International Profile Drawing
Chile / Bolivia / Argentina

型材代号 壁厚 (T mm) 理论重量 (kg/m)	截面	型材代号 壁厚 (T mm) 理论重量 (kg/m)	截面
B2521 ... T=1.1 0.253kg/m		B3504 光企 T=1.1 0.644kg/m	
B2524 炒料 T=0.5 0.127kg/m		B3505 中方 T=1.1 0.682kg/m	
B3201 边框 T=1.3 0.319kg/m		BJM1234 90° 转角 T=1.1 0.428kg/m	
B3202 内开扇 T=1.3 0.50kg/m		BR25x12 方管 T=0.75 0.149kg/m	
B3203 单玻压线 T=1.3 0.159kg/m		BR50x25 方管 T=0.8 0.323kg/m	
B3501 边框 T=1.1 0.421kg/m		BR50x38 方管 T=1.05 0.537kg/m	
B3502 中框 T=1.1 0.513kg/m		BR66 转角 T=1.1 0.593kg/m	
B3503 压线 T=1.0 0.129kg/m		BR38x38 方管 T=0.8 0.323 kg/m	

Aluminum
Profile

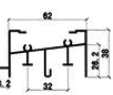
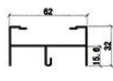


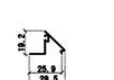
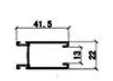
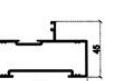
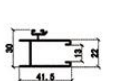

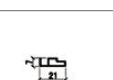
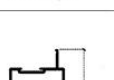

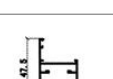
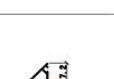
International Profile Drawing


Brazil / Libya

Aluminum Profile	型材代号 壁厚 (T mm) 理论重量 (kg/m)	截面	型材代号 壁厚 (T mm) 理论重量 (kg/m)	截面
	Aluminum Profile	BR01 ... T=1.3 0.666 kg/m		BX221 ... T=1.3 0.576kg/m
BR50x25A ... T=1.0 0.434 kg/m			HM-TW01 ... T=1.0 0.341kg/m	
BX102 ... T=1.0 0.055kg/m			HM-TW02 ... T=1.0 0.293kg/m	
BX103 ... T=1.0 0.123kg/m			HM-TW03 ... T=1.0 0.326kg/m	
BX103 ... T=1.0 0.123kg/m			HM-TW04 ... T=1.0 0.489kg/m	
BX121 ... T=1.0 0.206kg/m			HM-TW05 ... T=1.0 0.393kg/m	
BX137 ... T=1.1 0.145kg/m			HM-TW06 ... T=0.8 0.287kg/m	
BX137 ... T=0.9 0.195kg/m			HM-BNM01 上滑 T=1.0 0.657 kg/m	

International Profile Drawing

Panama / Namibia


Aluminum Profile	型材代号 壁厚 (T mm) 理论重量 (kg/m)	截面	型材代号 壁厚 (T mm) 理论重量 (kg/m)	截面
	Aluminum Profile	HM-BNM02 下滑 T=1.2 0.817 kg/m		NMBY02 中框 T=1.1 0.588 kg/m
HM-BNM03 边封 T=1.2 0.585 kg/m			NMBY03 内开扇 T=1.1 0.413 kg/m	
HM-BNM04 上下方 T=1.2 0.391 kg/m			NMBY04 平开窗压线 T=1.0 0.17 kg/m	
HM-BNM06 光企 T=1.3 0.417 kg/m			NMBY05 门框 T=1.5 1.016 kg/m	
HM-BNM07 勾企 T=1.3 0.487 kg/m			NMBY06 门光企 T=1.6 1.006 kg/m	
HM-BNM13 纱料 T=1.0 0.144 kg/m			NMBY07 门中方 T=1.6 1.281 kg/m	
HM-BNM14 纱料 T=1.8 0.235 kg/m				
NMBY01 窗框 T=1.1 0.42 kg/m			NMBY09 门压线 T=1.0 0.121 kg/m	




LMTL75 al wood lifting push door



LM85WD open door
open door



LM120 al wood window yarn (inside)



LM120 al wood window
yarn (outside)



GTL75 broken bridge lifting
push and pull door



TL90 non broken bridge
push and pull window



TL200 three rail belt yarn heavy-duty
push and pull door



L85 non broken bridge
open window yarn



TL130 two rail heavy push door



LMGY139 high sound insulation wood window yarn (inside)



LM158/228 series of aluminum wood push and pull doors



LM85 aluminum and wood doors and windows (open / open)



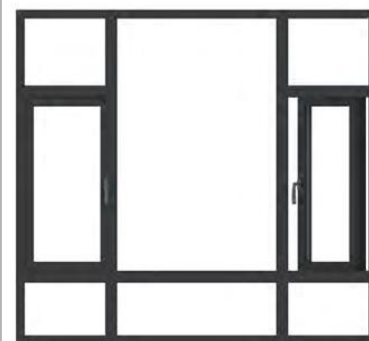
L100 open window yarn




LMGY139 high sound insulation aluminum wooden door yarn and window yarn (outside)



GPK121 series doors and windows (outside)



GPK75 series doors and windows (outside)



GPK65 series doors and windows (outside)



GPK131 series doors and windows (outside)



▶ 03 | Handle
拉手



RYL001



RYL002



RYL003



RYL004

▶ 03 | Handle
拉手



RYL005



RYL006



RYL007



RYL008



RYL009



RYL010



RYL011



RYL012



RYL013



RYL014



RYL015



RYL016

▶ 04 | The lock classes
锁类



RYS001



RYS002



RYS003



RYS004



RYS005



RYS006



RYS007



RY008



RYS009



RYS010



RYS011



RYS012



RYS013

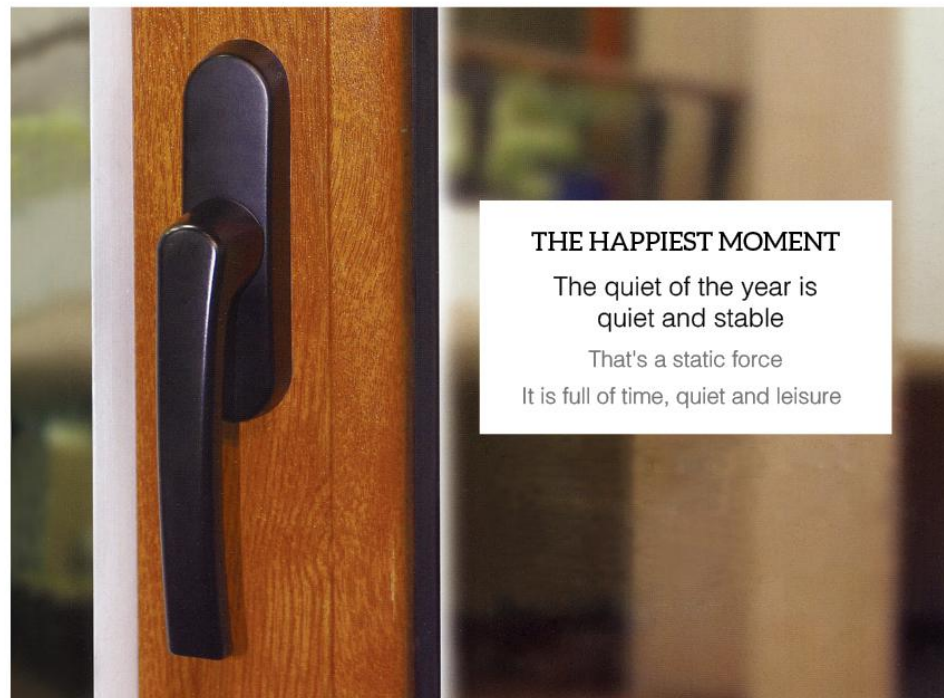


RYS014



RYS015

▶ 04 | The lock classes
锁类



THE HAPPIEST MOMENT

The quiet of the year is
quiet and stable
That's a static force
It is full of time, quiet and leisure



RYS016



RYS017



RYS018



RYS019



RYS020



RYS021



RYS022



RYS023



Fine texture

To bring up uncommon beauty
and stability The beauty
of equilibrium.



RYHY001



RYHY002



RYHY003



RYHY004



RYHY005



RYHY006



RYHY007



RYHY008



RYHY009



RYHY010



RYHY011



RYHY012

SLIDING
Pulley Series
滑轮系列



专注细节，注重品质
Dedicated Detail
And Focus On Quality



RYHL001



RYHL002



RYHL003



RYHL004



RYHL005



RYHL006



RYHL007



RYHL008



RYHL009



RYHL010



RYHL011



RYHL012



RYHL013



RYHL014



RYHL015



RYHL016



RYHL017



RYHL018

▶ 07 | Corner
角码



塑料角码 Plastic Corner



RYPC001



RYPC002



RYPC003



RYPC004



RYPC005

不锈钢角码 Stainless steel Corner



RYJM001



RYJM002



RYJM003

▶ 07 | Corner
角码



RYJM004



RYJM005



RYJM006



RYJM007



RYJM008



RYJM009



RYJM010



RYJM011



RYJM012



RYJM013



RYJM014



RYJM015



RYJM016



RYJM017



RYJM018



RYJM019



RYJM020



RYJM021



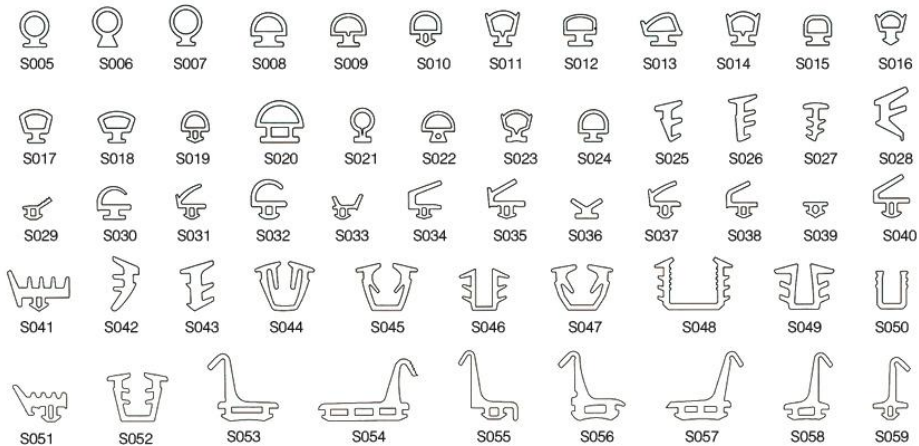
RYJM022



RYJM023

08 Wool top, Rubber strip

毛条, 胶条



09 Rivet gun, Screw, Rivet, Friction Stay Arm

铆钉枪、螺丝、铆钉、滑撑




Rivet gun-1

Rivet gun-2

Screw

Rivet Size



Friction Stay Arm



Arm Adjust



MCH/22/18/15 UP-Hang
Position Limited Installation Specifications Reference

CODE	A	B	C	D	E	F	G	H	I	J	K
MT10	37	94	139		35		187			251	263
MT12	37	82	109	154	33	176	205	242		294	306
MT14	37	82	155	199	35	46	313	340		346	357
MT16	37	82	179	224	32	44	228	257		394	406
MT18	37	82	196	241	35	223	252			448	460
MT20	37	82	214	258	303	36	247	276	454	508	520

10 Door closer 闭门器



Functional characteristics

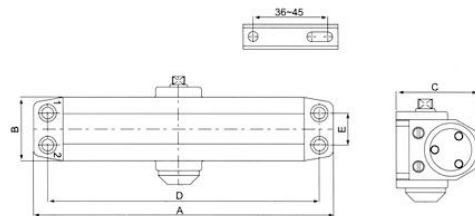
- A. Economic type door closer of residential of and comercial
- B. Performance standand; QB/T 2698-2013
- C. Two speed control valve, adjusting closing speed and latching speed
- D. ABC12 environmental protection of aluminum alloy casting body
- E. Power Size EN 5、 6
- F. Optional Size EN 1-6
- G. Back-check function optional
- H. Manufactured under strict observation of EN 1154 standard



3000 系列闭门器

3000 DOOR CLOSER Series

外观颜色/Finish



specifications									
Model	Dimension (mm)			Hole Spacing		Applicable door weight	Applicable door width	The function	Before modification (original model)
	A	B	C	D	E				
3805	247	45	70	230	19	80-120	1030-1250	Double section speed regulation	
3805BC								Dual speed speed/buffer function	
3806						100-150	1130-1400	Double section speed regulation	
3806BC								Dual speed speed/buffer function	
3816BC	15-150	750-1400	Dual speed speed/Dynamics/buffer function						

11 Glass 玻璃



NAME:
FLOAT GLASS

COLORS:
CLEAR, BRONZE, BLUE, GREY, GREEN

THICKNESS:
2mm, 2.5mm, 2.7mm, 3mm, 4mm, 5mm, 5.5mm, 6mm, 8mm, 10mm, 12mm, 15mm, 19mm

SIZE:
1220x914mm, 1830x1220mm, 2140x1650mm, 2200x1650mm, 2250x1650mm, 2440x1830mm, 3050x1900/2134/2140/2440mm, 3300x1900/2134/2140/2250/2440mm, 3660x1900/2134/2140/2250/2440mm, etc;




NAME:
REFLECTIVE GLASS

COLORS:
CLEAR, BRONZE, BLUE, GREY, GREEN

THICKNESS:
3mm, 3.2mm, 4mm, 5mm, 5.5mm, 6mm, 8mm, 10mm etc.

SIZE:
2134x1524mm, 2140x1650mm, 2250x1605/1650mm, 2400x1650mm, 2440x1650/1830mm, 3300x2134/2140/2250/2440mm, 3660x2134/2140/2250/2440mm, etc;



NAME:
CLEAR ALUMINIUM MIRROR(DOUBLE)

THICKNESS:
1.3mm, 1.5mm, 1.8mm, 2mm, 2.7mm, 3mm, 4mm, 5mm, 6mm etc.

SIZE:
900x600mm, 1220x914mm, 1830x1220mm, 2200x1600mm, 2440x1830mm, 2400x1600mm, 2550x1600mm, 2550x1605mm, 3300x2134mm, etc;



NAME:
PATTERNED GLASS

COLORS:
CLEAR, BRONZE, BLUE, GREY, GREEN


THICKNESS:
3mm, 3.5mm, 4mm, 5mm, 5.5mm, 6mm, 8mm, etc.

SIZE:
2000x1500mm, 2134x1524mm, 2200x1900mm, 2440x1830mm, 2500x2000mm, 2520x1530mm, 2520x1860mm, 2520x1880mm, 2550x1880mm, etc;

▶ 12 Mosquito window fittings 纱窗配件



Size: 1.5m × 30m
1.2m × 30m



RYSW001




RYSW002

▶ 13 MDF Decoration plate 板材色板



三聚氰胺 melamine Size: 2.44 × 1.22mm



木皮 wood skin Size: 2.44 × 1.22mm



三聚氰胺表面可做成平面、麻面、浮雕三种类型。(客户下单请注明)
由于版面有限,多种色板未能尽列,详情请到本公司咨询。(本色卡印刷品与实物有差异,以产品实物为准)。